

**Aduro Ecofill**

**2416**

## PRODUCT DESCRIPTION

### General

Solvent-based, opaque 2C polyurethane insulating filler, free from aromatic hydrocarbons and formulated with acrylate resin, offering fast drying, excellent filling performance and very good sandability. Stand-out features of this product include a firm hold on vertical surfaces and outstanding permanent elasticity; it can be applied directly onto high-quality MDF.

### Special properties and standards



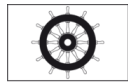
- **ÖNORM A 1605-12 (furniture surfaces)**

Test 5: Resistance to flame: 5-B



- **ÖNORM A 3800-1 (fire behaviour)**


In conjunction with a flame-retardant substrate:  
flame-retardant, Q1, Tr 1



- **SOLAS 74/88 Chapter II-2**

**Confirmed by an external test certificate.**

Highly non-combustible coating material for sea-going vessels.



- **French ordinance DEVL1104875A**

Marking of construction coating products for their emission of volatile pollutants: A+

### Application area



Primer for opaque pigmented coating systems for furniture and interior finishing.

For upright surfaces and for profiled workpieces and battens.

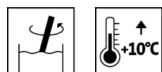
For hardly inflammable or flame-retardant coating systems.

Application in combination with a suitable topcoat system.

The area of application depends on the processing of the product and the topcoat system selected.

## PROCESSING

### Processing instructions



- Please stir the product before use.
- The temperature of the product and object, and the room temperature must be at least +10 C.
- The application quantity is 3 x 150 g/m<sup>2</sup> Aduro Ecofill (2416) for coating structures on sea-going vessels.
- Regarding the coating of interior fittings on ships the flame-retardant surface material must not be used on pipes, pipe covers and cables.

5-0 IMC 2416 | 09/25 | replaces 4-0


ADLER-Werk Lackfabrik, A-6130 Schwaz

Fon: +43/5242/6922-190, Fax: +43/5242/6922-309, Mail: [technical-support@adler-lacke.com](mailto:technical-support@adler-lacke.com)

Our instructions are based on the current state of knowledge and are intended to advise the buyer/user to the best of our knowledge, but must be individually adapted to the areas of application and processing conditions. The buyer/user is responsible for deciding on the suitability and use of the supplied product, which is why we recommend that a sample be produced to check the suitability of the product. In all other respects, our General Terms and Conditions of Sale apply. All previous data sheets lose their validity with this edition. We reserve the right to make changes to container sizes, color shades and available gloss levels.

- Any change in the processing sequence, environmental conditions, non-observance of instructions or the use of products not listed may have an unfavourable effect on the result. Deviations lead to film and adhesion problems as well as to impairments with regard to weathering and color stability.
- Please follow our **ARL 131 - Working guidelines for PUR furniture paints.**

### Blending ratio



Aduro Ecofill (2416) can only be used with a hardener and in the mixing ratio specified. Deviations lead to film and adhesion problems.

10 Part(s) by weight Aduro Ecofill (2416)  
1 Part(s) by weight PUR-Hardener 8419 (8419000210)

or

7 part(s) by volume: Aduro Ecofill (2416)  
1 part(s) by volume: PUR-Hardener 8419 (8419000210)



### Pot life



8 hour(s)

A further extension of the pot life is not possible. Increased temperatures reduce the pot life.

### Application technique



	Airless	Airless air-supported (Airmix®, Aircoat, etc.)	Cup gun
Spraying nozzle Ø (mm)	0,28 - 0,33		1,8 - 2,0
Spraying pressure (bar)	100 - 120		2 - 3
Vaporizer Air (bar)	-	1 - 2	-
Diluent	DD-Verdünner 8519 (8519)		
Diluent amount added (%)	5 - 15		20
Viscosity 4-mm-cup (s)	30		20
Applied quantity per application (g/m²)	130 - 180		
Total quantity applied (g/m²)	max. 750		

The shape and surface condition of the workpiece as well as the type of application influence the actual consumption. Accurate values for consumption must be obtained by applying trial coats in advance.

### Drying times

(at 23 °C and 50 % rel. humidity)



Sandable and recoatable	3 hour(s)
Manipulable and stackable	12 hour(s)

After the first filler application, a slight sanding with grit size 280 is carried out after approx. 3 hours.

After the second filler application, a drying time of at least 12 hours (room temperature) must be observed before intermediate sanding in order to ensure a good firmness of the subsequent topcoat.

The figures given above are reference values. Drying depends on the substrate, layer thickness, temperature, air exchange, relative humidity, stacking pressure and stacking conditions.

## Cleaning the working equipment



8519



8501

With DD-Verdüner 8519 (8519) or Waschverdünner (8501) immediately after use.

## SUBSTRATE

### Type of substrate

Solid wood, chipboard or wood fibre materials suitable for opaque varnishing, veneered or coated with priming film.

MDF panels

### Substrate property

The substrate must be dry, clean, capable of holding the paint, free from separating substances such as grease, wax, silicone, resin etc. and free from wood dust, as well as tested for suitability for coating.

On MDF boards of good quality and a high bulk density (e.g. with 19 mm boards greater than 700 kg/m<sup>3</sup>), Aduro Ecofill (2416) can be used directly without pre-insulation. Boards of lower qualities must be pre-insulated before the first layer of filler (e.g. with Aduro Legnopur (2513)).

For sanitary applications, we generally recommend the use of moisture-resistant MDF panels of type P3, P5 or P7 according to ÖNORM EN 312 (formerly V100 according to DIN 68763). It is not recommended for use on horizontal surfaces that are frequently exposed to water, such as washstands.

### Substrate preparation

**Carrier plates coated with priming film:** Film sanding Grit size 240

**MDF panels:** Cleaning/smoothing sanding grit size 180 - 220

Hardwoods: Grit size 150 - 180

Softwoods: Grit size 120 - 150

Wood rich in resins should be deresinated, sanded and pre-insulated with Aduro Isoliergrund (2502). Please observe our **ARL 021 - Working guideline for deresination**.

## COATING SYSTEM

### Primer coat

2 – 3 x Aduro Ecofill (2416)

### Intermediate sanding



Slight intermediate sanding using grit size 280 after the first filler application.

Further intermediate sandings: Grit size 280 – 320

Remove sanding dust.

Intermediate sanding must be carried out immediately before the subsequent coating is applied in order to ensure good intermediate adhesion!

### Topcoat

1 x Pigmopur G50 (2406) in the desired colour

Alternatively with: 1 x Bluefin Pigmores 4in1 G05 (3500) (all qualities) - after the Aduro Ecofill (2416) has dried overnight, paint over it immediately after intermediate sanding

## CLEANING AND MAINTENANCE

### Cleaning and Maintenance

Cleaning with Clean-Möbelreiniger (7202).

## ORDERING INFORMATION

**Size of trading unit** 4 kg, 24 kg

**Colour shades / Glosslevels** **Standard colour(s):**  
Weiß (2416050000)

**Supplementary products** Aduro Isoliergrund (2502)  
Bluefin Pigmores 4in1 G05 (3500)  
Clean-Möbelreiniger (7202)  
DD-Verdünner 8519 (8519)  
Pigmopur G50 (2406)  
PUR-Hardener 8419 (8419)  
Waschverdünner 8501 (8501)  
Please refer to the corresponding technical data sheets of the products.

## FURTHER DETAILS

### Durability / storage



Min. 1 year(s) in the original sealed containers.

Make sure the product is protected against moisture, direct sunlight, frost and high temperatures (above 30 °C).

Close opened containers well and use up the content as soon as possible.

### Technical specifications

Delivery viscosity: pasty

### Safety information



The product is only suitable for the industrial and professional use.

The inhalation of paint aerosols during spray application must generally be avoided. This is ensured by the proper use of a respirator (combination filter A2/P2).

Further information on the subject of safety during transport, storage and handling as well as disposal can be found in the relevant safety data sheet. The current version can be accessed on the Internet at [www.adler-lacke.com](http://www.adler-lacke.com).