

Vivido Aqua-Primer Iso

4123

Water-based primer and intermediate coat for wood in interior and exterior settings with very good insulating effect, for DIY and trade

PRODUCT DESCRIPTION

General

Water-based, white primer and intermediate coat made with a special acrylate dispersion, extremely easy to use with very good flow. Stand-out features of this product include a very good insulating effect against substances in the wood that may leak colour and dry water stains, as well as a high degree of elasticity and filling performance.

Special properties and standards



- **French ordinance DEVL1104875A**
Marking of construction coating products for their emission of volatile pollutants: A+

Application area



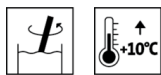
For wood in indoor and outdoor areas.

For non-dimensionally stable and limited dimensionally stable timber components for exterior use, such as e.g. wooden houses, timber cladding, canopies, profile boards, window shutters, balconies, gates.

For dimensionally stable timber components for exterior and interior use, such as e.g. wooden windows and front doors.

PROCESSING

Processing instructions



- Please stir the product before use.
- The temperature of the product and object, and the room temperature must be at least +10 C.
- The optimal conditions for use are between 15 - 25 °C with a relative atmospheric humidity between 40 - 80 %.
- Do not process it under conditions of intense sunlight, rain, extremely high humidity, strong wind or pending frost.
- Too little quantity applied, too heavy intermediate sanding and/or increased thinning will reduce the insulation effect!
- Resin flow cannot be avoided by the coating.
- Depending on the type of wood but also on the growing area, the content of coloured, water-soluble substances in the wood can vary considerably. It is therefore recommended to always carry out a trial coating on a sample of the original wood in order to be able to assess the insulation result.
- Full development of the insulating effect after drying overnight.

1-1 IMC 4123 | 10/25 | replaces 1-0

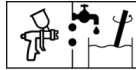
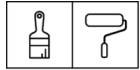
ADLER-Werk Lackfabrik, A-6130 Schwaz

Fon: +43/5242/6922-190, Fax: +43/5242/6922-309, Mail: technical-support@adler-lacke.com

Our instructions are based on the current state of knowledge and are intended to advise the buyer/user to the best of our knowledge, but must be individually adapted to the areas of application and processing conditions. The buyer/user is responsible for deciding on the suitability and use of the supplied product, which is why we recommend that a sample be produced to check the suitability of the product. In all other respects, our General Terms and Conditions of Sale apply. All previous data sheets lose their validity with this edition. We reserve the right to make changes to container sizes, color shades and available gloss levels.

- For new timber components we recommend an all-over coating.
- Any change in the processing sequence, environmental conditions, non-observance of instructions or the use of products not listed may have an unfavourable effect on the result. Deviations lead to film and adhesion problems as well as to impairments with regard to weathering and color stability.

Application technique



10-20% H₂O

100 -
125 ml
↓
1 m²

	Cup gun	Brushing	Rolling
Spraying nozzle Ø (mm)	1,8 - 2,0	-	-
Spraying pressure (bar)	2,0 - 2,5	-	-
Diluent	Wasser		
Diluent amount added (%)	10 - 20	0 - 5	
Total quantity applied (ml/m ²)	100 - 125		

The product is ready to use.

An additional 40 % material consumption is to be expected on rough sawn timber.

The shape and surface condition of the workpiece as well as the type of application influence the actual consumption. Accurate values for consumption must be obtained by applying trial coats in advance.

Drying times

(at 23 °C and 50 % rel. humidity)



Sandable and recoatable:	approx. 4 hour(s)
--------------------------	-------------------

The figures given above are reference values. The drying time depends on the type of substrate, coat thickness, temperature, air exchange and relative atmospheric humidity.

Lower temperatures and/or high level of atmospheric humidity can increase the drying time.

Avoid direct sunlight!

Cleaning the working equipment



With water immediately after use.

To remove dried product residues we recommend using Abbeizer Express (8313).

SUBSTRATE

Type of substrate

Wood and wood-based materials

Substrate property

The substrate must be dry, clean, capable of holding the paint, free from separating substances such as grease, wax, silicone, resin etc. and free from wood dust, as well as tested for suitability for coating.

A prerequisite for ensuring long durability of the coating is to observe the basic principles of constructional wood preservation.


Please observe the additional documents:

- ÖNORM B 3430-1
- ÖNORM B 2230-1
- DIN 18363
- BFS data sheet no. 18.

Wood moisture

Hardwoods: 12 ± 2 %

Softwoods: 15 ± 2 %

Substrate preparation	<p>Wood and wood-based materials:</p> <p>Indoors: Break sharp edges and remove any wood extractives such as resins and resin galls. Grit size 120 - 150</p> <p>Outdoors: For optimal durability we recommend to sand smooth wooden surfaces with grain size 80 – 120 in the direction of the fibre, clean thoroughly and remove wood extractives such as, for example, resins and resin pockets. Clean resin-rich woods and exotic woods with drying retardants with Nitro-Verdünner 8017 (8017). Treat algae, green deposits or mould in outdoor areas with Aviva Fungisan (8308).</p> <p>Old coatings:</p> <p>Sand intact old coatings with grit size 120 and clean. Remove old coatings that cannot be recoated.</p>
COATING SYSTEM	
General	The following coating systems are exemplary.
Impregnation	<p>If necessary, impregnate outdoors once with Pullex Aqua-IG (5357) (applies to timbers of durability class 3-5 according to EN 350) to protect against blue stain, fungal decay and insect infestation.</p> <p>Intermediate drying time: approx. 4 hours</p> <p>Use wood preservatives safely. Always read the label and observe the respective technical data sheets of the products before use.</p> <p>Please follow our ARL 056 - Working guideline for the use of wood preservatives.</p>
Primer coat	<p>1 – 2 x Vivido Aqua-Primer Iso (4123)</p> <p>Intermediate drying: approx. 4 hour(s)</p> <p>Full development of the insulating effect after drying overnight.</p>
Intermediate sanding 	<p>If necessary, grind the primed surface with grit size 240.</p> <p>Remove sanding dust.</p>
Finishing coat	<p>2 x Vivido Aqua-Finish Nova M (4136)</p> <p>or</p> <p>1 x Pullex Aqua-Color (5325)</p>
ORDERING INFORMATION	
Size of trading unit	750 ml, 2.5 l, 10 l
Colour shades	<p>Standard colour(s): Weiß, tönbar (41005)</p>
Supplementary products	<p>Abbeizer Express (8313) Aviva Fungisan (8308) Nitro-Verdünner 8017 (8017) Pullex Aqua-IG (5357) Vivido Aqua-Finish Nova M (4136) Pullex Aqua-Color (5325)</p> <p>Please refer to the corresponding technical data sheets of the products.</p>

FURTHER DETAILS

Durability / storage



Min. 3 year(s) in the original sealed containers.

Make sure the product is protected against moisture, direct sunlight, frost and high temperatures (above 30 °C).

Close opened containers well and use up the content as soon as possible.

Technical specifications

VOC content of the ready-to-use mixture: Limit value according to Directive 2004/42/EC for Vivido Aqua-Primer Iso (Cat A/g): 30 g/l.
Vivido Aqua-Primer Iso contains a maximum of 30 g/l VOC.

Giscode

BSW20

Declaration of ingredients according to VdL-RL 01

acrylic dispersions / inorganic white and coloured pigments / mineral agents / water / glycol ether / rheology additives / interface additives / wetting agent

Safety information



The inhalation of paint aerosols during spray application must generally be avoided. This is ensured by the proper use of a respirator (combination filter A2/P2).

Further information on the subject of safety during transport, storage and handling as well as disposal can be found in the relevant safety data sheet. The current version can be accessed on the Internet at www.adler-lacke.com.